



CULLMAN CITY

SCHOOL SYSTEM SNAPSHOT: 2021 EDITION*


301 1st Street N.E. | Cullman, AL 35055 | (256) 734-2233


Superintendent

Dr. Susan Patterson






Board Members

Jason Neal, Joey Orr, Chris Branham, Amy Carter, Cheryl Harrison

 **\$2,345,145**
Cost of One Month's
Operation/General Fund

 **3.12**
Number of Months
Reserve Balance

By the Numbers

	Schools ¹	6
	Students/ADM ²	3,156
	Free & Reduced Lunch.....	33%
	Community Eligibility Program.....	17%
	Number of Route Buses ³	2
	Buses 10 yrs. old or less.....	50%
	Students Bused.....	96
	Full-Time Employees.....	349
	Teachers.....	192
	Principals/ Assistant Principals.....	10
	Counselors.....	7
	Librarians.....	5
	Other Certified Employees.....	10
	Support Personnel.....	125

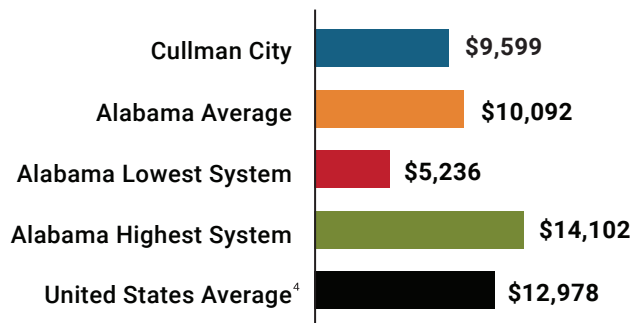
¹ Schools with enrollment, including Alternative and Career Technical Education

² Average Daily Membership

³ Data collected in FY19 and used for FY21 funding

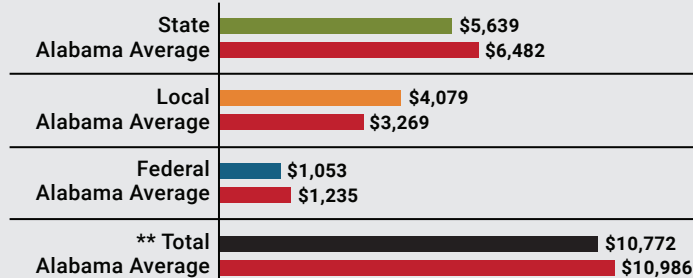
⁴ 2019-2020 NEA Rankings of the States

Total Per-Pupil Expenditures (PPE)



Per-Pupil Revenue Sources

Cullman City Revenue Sources



132
STATE
RANK

24
LOCAL
RANK

98
FEDERAL
RANK

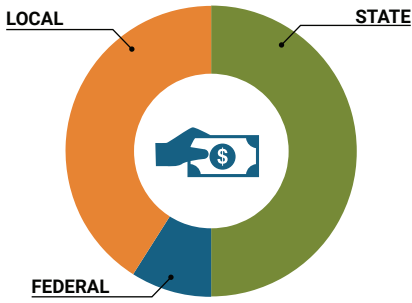
OVERALL SYSTEM RANK 75

** Total Revenue Among 137 School Systems

* THIS REPORT INCLUDES FISCAL YEAR 2019 DATA


School System Revenue

How was your school system funded?¹



\$17,796,937	STATE	50%
\$3,323,335	FEDERAL	9%
\$14,350,678	LOCAL	40%
— \$3,023,810	Local 10-Mill Match	
\$11,326,868	AVAILABLE LOCAL REVENUE	

VALUE OF 1-MILL For Your School System

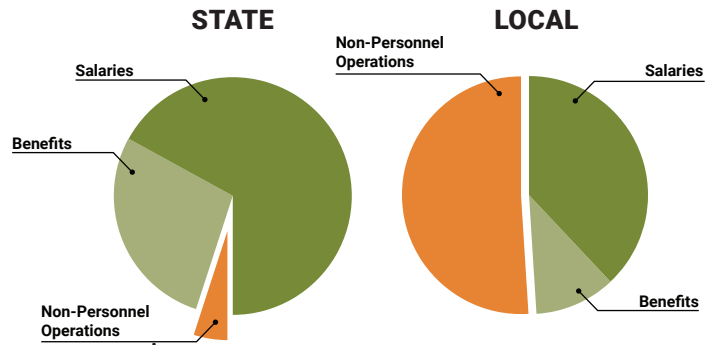


School System Spending

How did your school system spend state & local dollars?¹

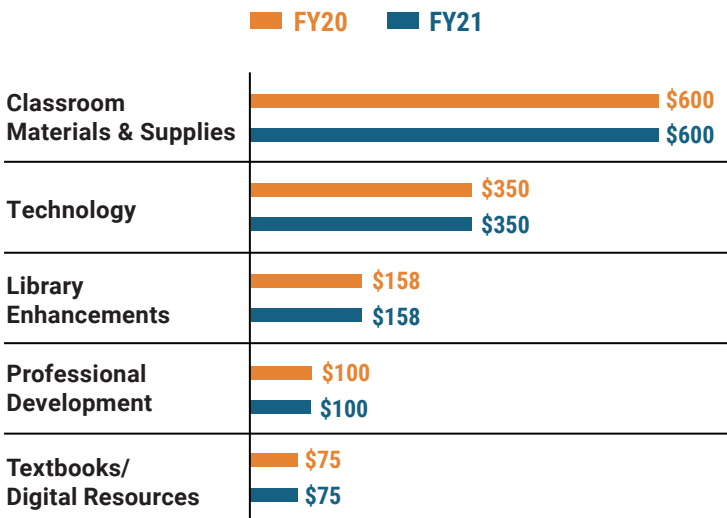
	STATE SPENDING ^{2,3}	LOCAL SPENDING ²
Salaries	\$13,027,338	\$2,941,897
Benefits	\$4,867,319	\$849,344
Non-Personnel Operations	\$1,509,399	\$4,052,106
TOTAL	\$19,404,056	\$7,843,347

¹ Revenues and expenditures may contain nominal variances
² Does not include debt service or capital outlay
³ Includes 10-mill match
⁴ Such as utilities, operations & maintenance, etc.

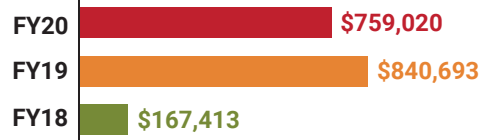


Only 8% of state funding is available for non-personnel expenditures⁴

Instructional Support



Educational Advancement & Technology Fund⁵



⁵ These one-time supplemental funds may be used for repairs and deferred maintenance, classroom instructional supplies, insurance for facilities, transportation, technology and school safety measures.

System Debt

TOTAL DEBT⁶	DEBT PER STUDENT
\$25,852,950	\$8,192

⁶ The debt totals in system audit reports may differ due to audit adjustments.



ALABAMA ASSOCIATION OF SCHOOL BOARDS

Sally Smith, J.D.
Executive Director

Lissa Tucker, J.D.
Director of Government Relations

43 South Jackson Street
Montgomery, Alabama 36104

1-800-562-0601 | AlabamaSchoolBoards.org

@AlaSchoolBoards Facebook.com/AlabamaSchoolBoards